


Welcome to SuperTechnology North America 2021! Thank you for joining us as a valued sponsor for this year's virtual event. We would like to take a moment to guide you through the process and tools that will help make this experience meaningful for you and your brand.

We recommend either using either [Chrome](#) or [Firefox](#) as your web browser to access the event website.

Before you log in Please follow this link to test your connection for your Booth meeting room experience <https://browstertest.eventfinity.co/> If there is a problem please contact support on the FAQ page and support will see if issues can be remedied.

Once you have completed a successful test, please Log into the event portal. After logging in, take a moment to familiarise yourself with the event portal home page. Once you're comfortable, please locate the left side navigation bar, and click on the "Solution Providers - Exhibitor Hall" to find your brand presence.

If you see the image below, you're in the right place. Scroll down to your Brand's Property.



On this Page you will find your submitted resource links as well as any videos and images you have submitted.

BioProcess International Europe

- Home
- Agenda
- Solution Providers - Exhibitor Hall
- Cell Line Development & Engineering
- Cell Culture & Upstream Processing
- Downstream Processing
- Intensified & Continuous Processing
- Vaccines Manufacturing
- Bioprocess Analytics
- Raw Materials & Viral Safety
- Live Labs & BPI Bites


- On Demand Sessions
- Posters
- Event Social Stream

- Networking Directory
- Speakers Directory
- VOD

- Update Your Profile
- FAQ & Support
- Log Out

SARTORIUS

We deliver and implement rapid and cost-effective Biomanufacturing solutions from early phase development through scale-up to commercial manufacturing. Benefit from the most comprehensive bioprocess technology portfolio coupled with our expertise in Single-use bioprocess engineering. Our global bioprocess teams are available to discuss your process development and manufacturing requirements.









0:58

Ask a Question

[Request More Info](#)

Visit Our Booth



Further there are three buttons under your opening video.

“Ask a question” -

This will allow your visitors to send your chosen representative a question about your company or product lines.

BioProcess International Europe

Ask a Question - Sartorius

SARTORIUS

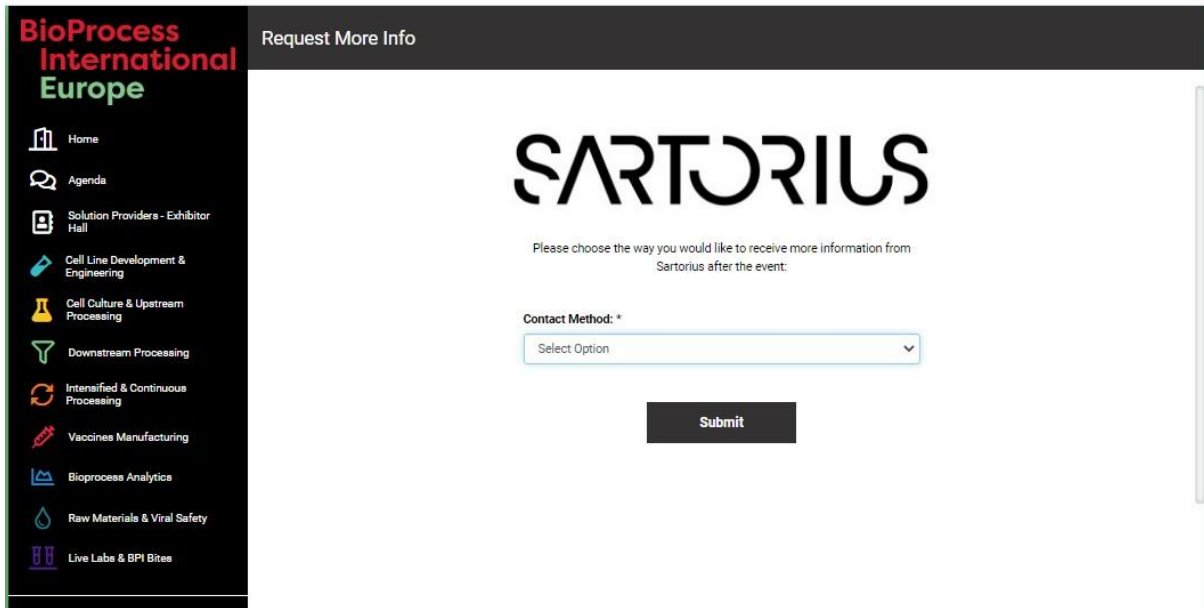
Please enter a question below. A representative from the sponsor will respond shortly.

Submit Question

- Home
- Agenda
- Solution Providers - Exhibitor Hall
- Cell Line Development & Engineering
- Cell Culture & Upstream Processing
- Downstream Processing
- Intensified & Continuous Processing
- Vaccines Manufacturing
- Bioprocess Analytics
- Raw Materials & Viral Safety
- Live Labs & BPI Bites
- On Demand Sessions
- Posters
- Event Social Stream
- Networking Directory
- Speakers Directory
- VOD
- Update Your Profile
- FAQ & Support
- Log Out

“Request More Info”

This allows a visitor to send you an email about contacting them either via email or phone.



The screenshot shows a web form titled "Request More Info" on the BioProcess International Europe website. The form is for Sartorius and asks the user to choose a contact method. The contact method is selected as "Select Option" in a dropdown menu. A "Submit" button is located below the dropdown.

BioProcess International Europe

Request More Info

SARTORIUS

Please choose the way you would like to receive more information from Sartorius after the event:


Contact Method: *

Select Option

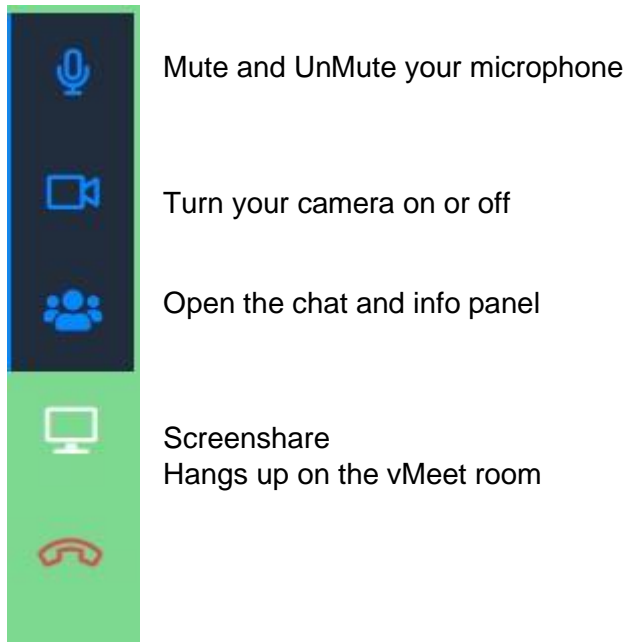
Submit

“Visit our Booth”

This is your vMeet room where you can present and have meetings with customers.

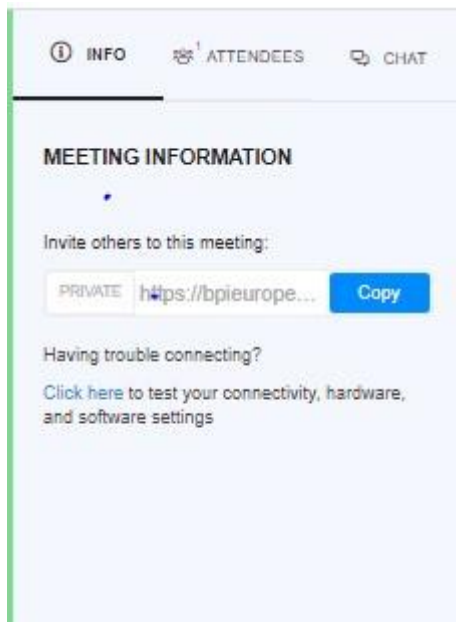


Vmeet Tools Below



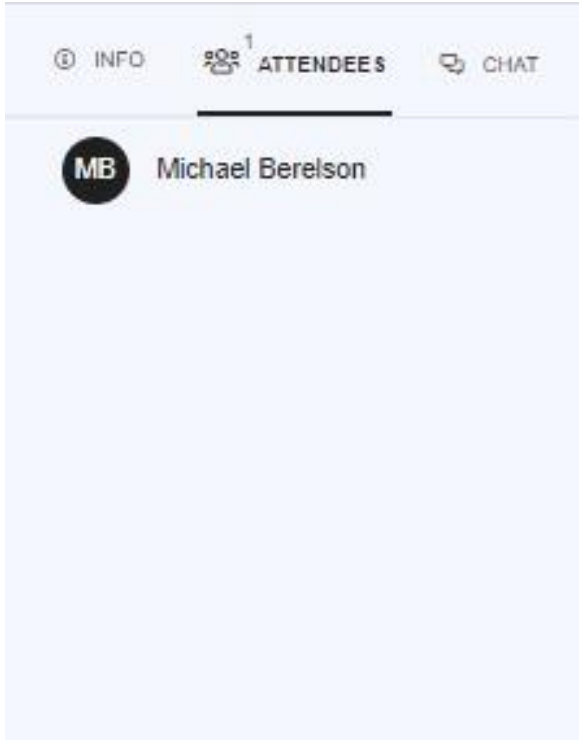
The Info Panel

Click on the chat icon, the one that looks like three people in the middle of your left side control bar. This will open up a new column on the right side of your screen. Here, you'll have access to chat, view the attendees in the room by name, and see the room info. Here's a quick walkthrough of those three tabs:



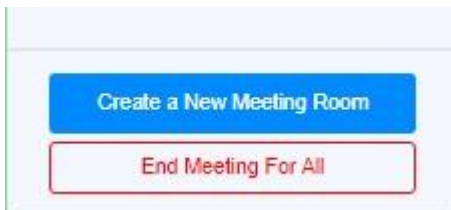
Info

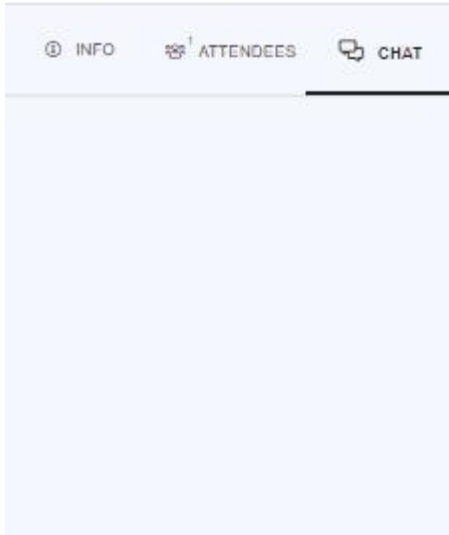
Here you will find A link to your Meeting room as well as any Materials you have added to the meeting



Attendees Tab

The List of People that are currently in your room will appear here





Create new meeting room

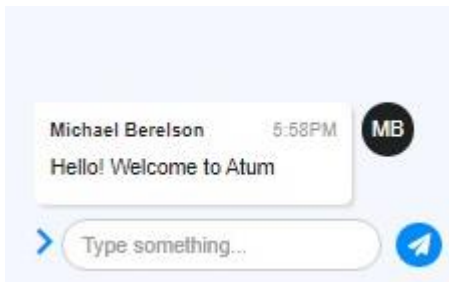
This will allow you to create a separate video meeting room with one or more people that are currently in your room. Note: when you join a separate room you will leave the booth meeting room. Once an attendee is in a newly created meeting room, they will have to click the back button on their web browser to rejoin the main meeting room again.

We find Best Practice is to have one representative in the booth during booth hours and have a separate representative leave for meetings so you booth has a member of your organization to greet visitors and customers

End Meeting for all

This will end the vMeet room for everyone that is currently participating in the meeting

Chat Tab



If you have any technical questions or support questions, please look for the FAQ on the main page of the portal.

Thank you again from the SuperTechnology North America team!